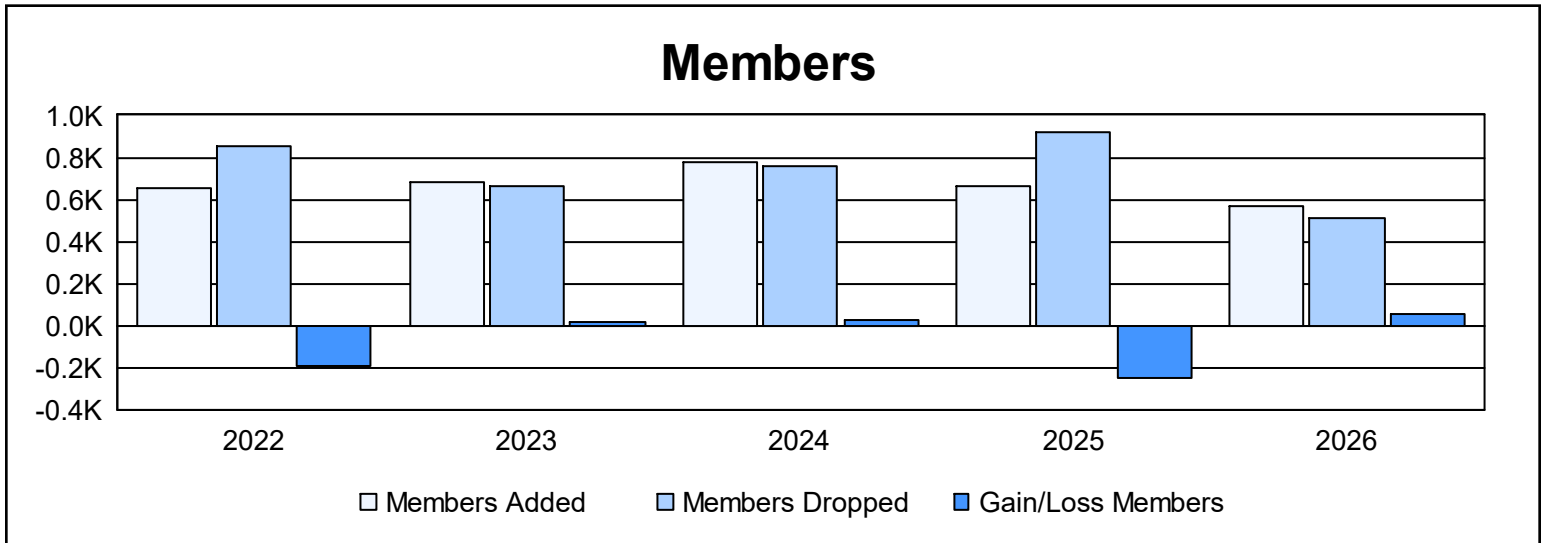
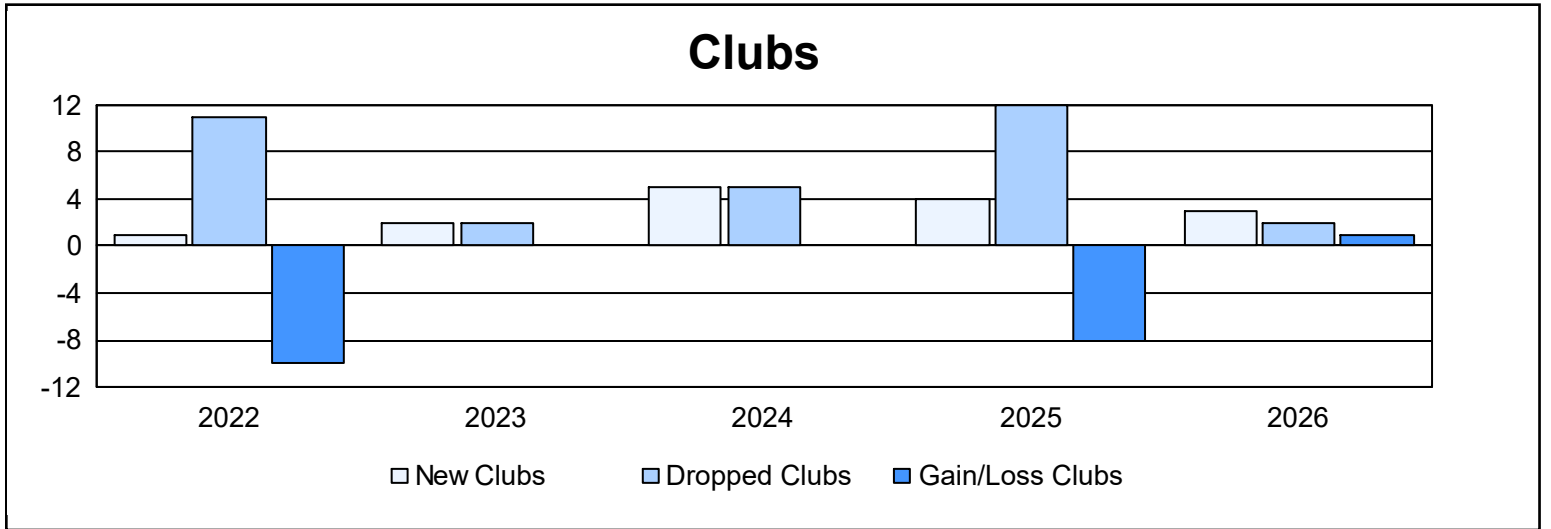
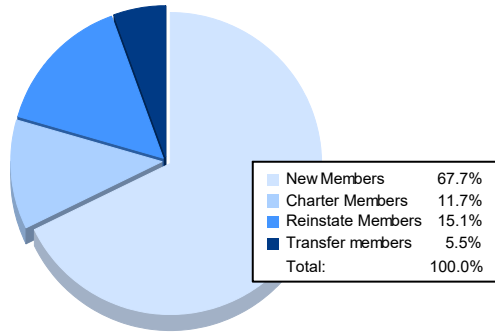


Year	New Clubs	Dropped Clubs	Gain/ Loss Clubs	New Members	Charter Members	Reinstate Members	Transfer Members	Total Member Added	Total Members Dropped	Gain/ Loss Members
2021-2022	1	11	-10	546	31	45	34	656	851	-195
2022-2023	2	2	0	548	62	25	48	683	664	19
2023-2024	5	5	0	593	122	30	32	777	754	23
2024-2025	4	12	-8	483	89	55	34	661	915	-254
2025-2026	3	2	1	382	66	85	31	564	512	52
<b>Average</b>	<b>3</b>	<b>6</b>	<b>-3</b>	<b>510</b>	<b>74</b>	<b>48</b>	<b>36</b>	<b>668</b>	<b>739</b>	<b>-71</b>



### Membership Composition April 2026 Cumulative



### Gender Composition April 2026 Cumulative

